



Flow control switch – normally open or normally closed contact

- Adjustable switching point
- Low pressure loss
- Reliable under difficult conditions
- For liquids

Product variants described in the data sheet may differ from the product presentation and description.

Type description

As normally open or normally closed contact, the flow control switch is suitable for liquids. The switching process is triggered by a reed contact. The flow moves the magnet which is located on a rocker bar. The switching point is adjustable. The flow control switch works reliably even under difficult conditions with low pressure drop. The switching process is repeatable without problems.

Table of contents

1. General technical data	3
2. Approvals and conformities	3
2.1. General notes	3
2.2. Conformity	3
2.3. Standards	3
3. Materials	3
3.1. Bürkert resistApp	3
4. Dimensions	4
5. Ordering information	5
5.1. Bürkert eShop	5
5.2. Bürkert product filter	5
5.3. Ordering chart	5

DTS 1000364464 EN Version: C Status: RL (released | freigegeben | valide) printed: 09.01.2025

1. General technical data

Note:

Other variants on request

Product properties	
Dimensions	Further information can be found in chapter "4. Dimensions" on page 4.
Material	
Body	Brass
Rocker bar	PPO (PPE/PA GFN3)
Performance data	
Repeatability	± 15 % (switching point setting)
Nominal pressure	25 bar ^{1.)}
Electrical data	
Switching current	Max. 1 A
Switching power	26 VA at max. 230 V AC 20 W at max. 48 V DC
Medium data	
Medium temperature	Max. + 110 °C
Approvals and conformities	
Protection class	IP65
Process/Port connection & communication	
Electrical connection	Cable plug according to DIN 43650 Form A

1.) Pressure data: overpressure to atmospheric pressure

2. Approvals and conformities

2.1. General notes

- The approvals and conformities listed below must be stated when making enquiries. This is the only way to ensure that the product complies with all required specifications.
- Not all available variants can be supplied with the below mentioned approvals or conformities.

2.2. Conformity

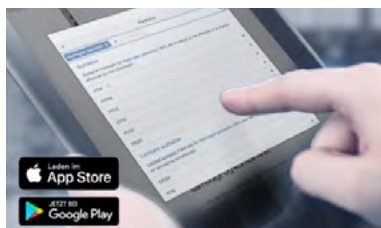
In accordance with the Declaration of Conformity, the product is compliant with the EU Directives.

2.3. Standards

The applied standards which are used to demonstrate compliance with the EU Directives are listed in the EU-Type Examination Certificate and/or the EU Declaration of Conformity.

3. Materials

3.1. Bürkert resistApp



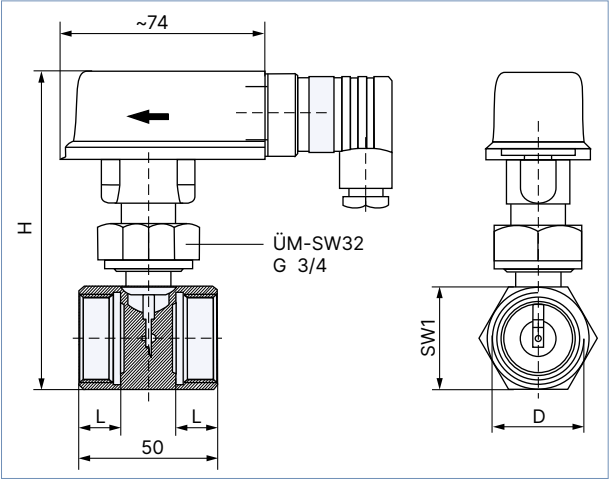
Bürkert resistApp – Chemical resistance chart

You want to ensure the reliability and durability of the materials in your individual application case? Verify your combination of media and materials on our website or in our resistApp.

[Start chemical resistance check](#)

4. Dimensions

Note:
Dimensions in mm



DN	D	SW1	L	H	Switching point range		Maximum flow rate
					For ascending current	For decreasing current	
[mm]	[mm]	[mm]	[mm]	[mm]	[l/min]	[l/min]	[l/min]
8	G ¼	27	11	105	2.1...2.7	1.8...2.4	45
10	G ⅜	19	11	105	2.5...3.2	2.2...2.9	60
15	G ½	19	11	105	3.4...4.2	3...3.8	67
20	G ¾	27	15	110	7...9.1	6.4...8.2	120
25	G 1	32	15	119	13.5...17	12...15.5	195
32	G 1¼	41	15	126	15.5...20.5	14.5...19	240
40	G 1½	55	15	133	26.5...34.5	25.5...32.5	400
50	G 2	70	15	148	39.5...51	39...50	400

5. Ordering information

5.1. Bürkert eShop

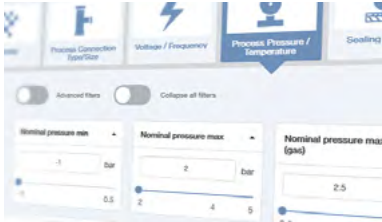


Bürkert eShop – Easy ordering and quick delivery

You want to find your desired Bürkert product or spare part quickly and order directly? Our online shop is available for you 24/7. Sign up and enjoy all the benefits.

[Order online now](#)

5.2. Bürkert product filter



Bürkert product filter – Get quickly to the right product

You want to select products comfortably based on your technical requirements? Use the Bürkert product filter and find suitable articles for your application quickly and easily.

[Try out our product filter](#)

5.3. Ordering chart

DN [mm]	Article no.
G 1/4	784322
G 3/8	784323
G 1/2	784324
G 3/4	784325
G 1	784326
G 1 1/4	784327
G 1 1/2	784328
G 2	784329